



# DIGITAL SIGNAGE IN MANUFACTURING

*Monitor & communicate key  
performance metrics and goals  
and increase performance.*





Your contact at Omnivex for manufacturing-related digital signage inquiries:

**Brandon Elliott**

Office: 1-(905) 695-8731

Mobile: 1-(416) 899-3541

e-mail: [belliott@omnivex.com](mailto:belliott@omnivex.com)

[www.omnivex.com](http://www.omnivex.com)

**YOUR PLANT  
+ OMNIVEX**

**BETTER  
RESULTS.**

# ONE PLATFORM, ENDLESS APPLICATIONS.

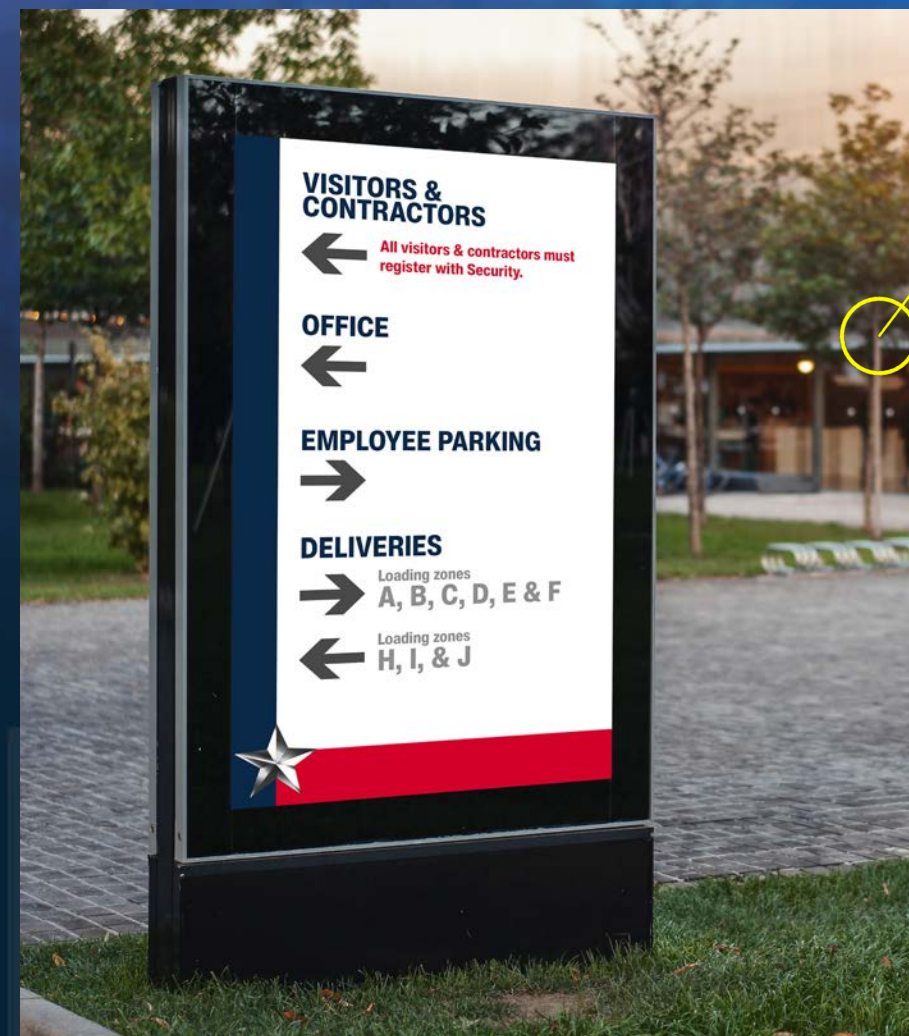
**Track key performance metrics  
and improve operations and  
production.**

From the cafeteria to the production floor, digital signage can help streamline and improve every aspect of your manufacturing facility. With digital signage, you can measure real-time KPI dashboard analytics and monitor production,

equipment, inventory, and efficiency. Additionally, share real-time information about production goals and achievements, and company announcements and news.

You can easily achieve all of this with the Omnivex

digital signage management software, which allows you to integrate existing data with your digital signage network.



## Digital Signs at Entrance

Digital signage can guide staff and visitors arriving at your facility.

**Ovx**



# RECEPTION & WAITING AREA

**Provide an engaging & informative brand experience for visitors and staff.**

## Branding

Signs in your waiting area should communicate your brand and give visitors an idea of what your company is all about. Historical information regarding the facility, recent achievements, company goals, and the brand vision are all great things to communicate to guests and staff.

## Your Brand Story

Your reception area is a great place to communicate your goals and tell your brand's story.

## Sign-in Kiosks

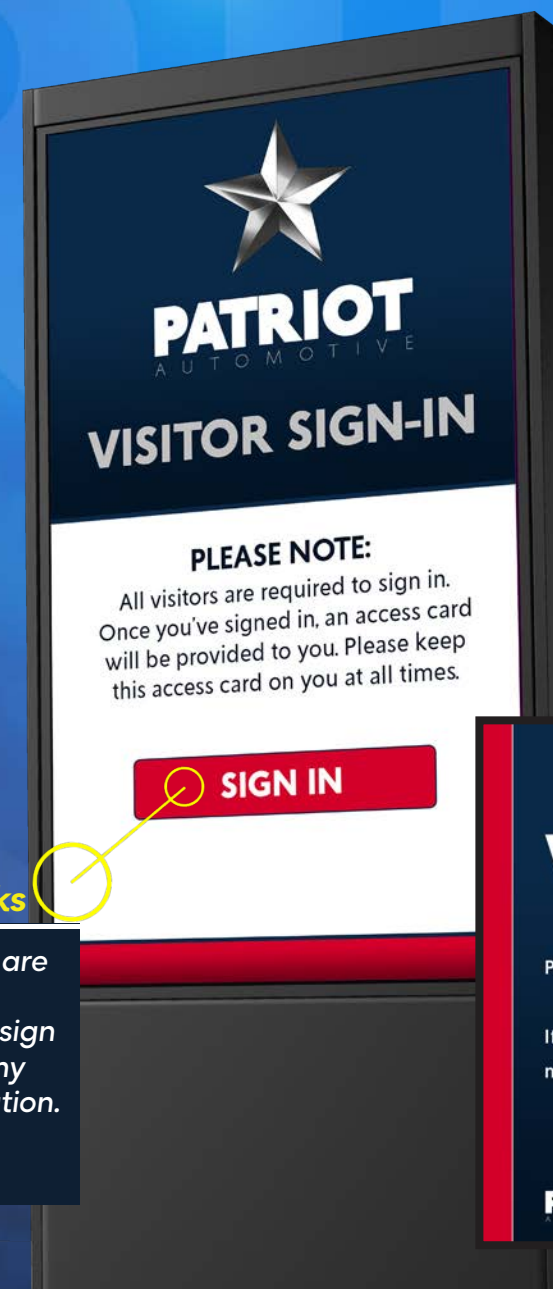
Create sign-in kiosks for visitors to let staff know they have arrived. Interactive kiosk systems can be created that allow guests to sign in and fill out all the necessary security information.

## Procedures & Policies

Are there specific policies and procedures guests need to follow when in your facility? When they leave your facility? Inform guests of any expectations and limitations on their visit.

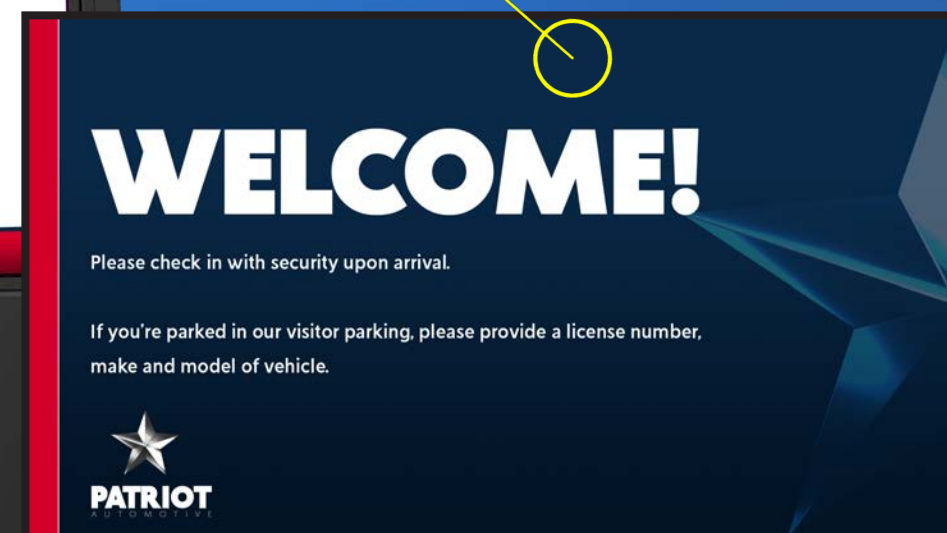
## Interactive Kiosks

Interactive kiosk are great for giving visitors a way to sign in and provide any required information.



## Welcome Guests

Welcome guests and inform them of any security procedures they need to follow.



2007

**OUR FIRST DAY OF PRODUCTION WAS JULY 17, 2007**

Production began on the CTR 90 model on July 17, 2007, after a ribbon-cutting ceremony. Oakville Mayor Jim Johnston was on hand, as was our CEO, Pat Smith.

2011

**CRX HATCHBACK PRODUCTION BEGINS**

Production begins on the first new model at the Oakville plant, the CRX-70, creating 470 new jobs in the community.



**PATRIOT**  
AUTOMOTIVE  
OAKVILLE PLANT





## HR NEWS: WELCOME TO THE TEAM, STEVEN!

Join us in welcome Steven Markese, who joins us as our new Vice President of Operations. Steven brings a wealth of knowledge and experience in automotive manufacturing, and we are excited to have him on the team.

## PRODUCTION: PRODUCTION BEGINS ON OUR FIRST ELECTRIC SUV IN APRIL

Production on Patriot's first electric SUV is set to begin in April, right here in our Oakville plant. Over the coming months, we'll be making necessary changes to Line 4 in Plant D in preparation.



PATRIOT

With the end of the year approaching, now is the time to start thinking about booking remaining holiday time.

56°

Partly cloudy

Friday

October 24, 2022

10:45 am

## Communicate News & Company Goals

Keep your staff informed on new product updates, facility maintenance, production achievements and issues, policies, and more.



# EMPLOYEE COMMUNICATIONS

**Use digital signage to keep your employees informed and engaged.**

A manufacturing facility is a large place, with a lot of staff and shifts. Digital signage is a great way to keep employees informed about everything going on in the plant – new policies, upcoming holidays, human resources news, production goals, and more.

### HR News

Digital signs provide an easy way for your HR team to engage employees and keep them informed of new policies and procedures, staff activities, upcoming events, and more.

### Production Goals & Accomplishments

Inform staff of past accomplishments and current production goals to keep them motivated and challenged. Comparing goals and metrics with other facilities is a great way to foster friendly competition and rivalry between plants and boost overall production.



# ROOM MANAGEMENT

Manage room capacity and usage with digital signage.

Use digital signage to manage room scheduling and capacity limits. Integrate digital signage with calendars and other scheduling systems to ensure screens update in real time as information changes. Additionally, leverage digital signage to monitor who enters and leaves the office.

**Integrate with Calendars**  
Integrate digital screens with calendar and resource systems, such as Microsoft Exchange, to automate the flow of information and ensure room usage updates in real time.

**Display Room Schedules**  
Set up room screens to display the current day's meeting schedule and allow weekly or monthly views of scheduled meetings.

**Desk Hoteling**  
Book desks and workspaces through digital signage. Log usage information for contact tracing and governance. Log usage information for contact tracing and governance.

**Use Design to Communicate**  
Room screens can easily change appearance when in use, so people walking by can quickly spot whether a room is available or booked.





# WAYFINDING

*Manufacturing facilities are extensive, and wayfinding signs help people find their way.*

## Environmental Wayfinding

Signs are an excellent way for people to navigate large facilities. Digital wayfinding allows you to change content and keep up to date with changes in the environment, such as room changes or new additions.

## Interactive Wayfinding

Interactive wayfinding kiosks are a great way for visitors to navigate your facility. Animated paths highlight the way to the selected location, and directions can also be displayed. Kiosks can also help guide people from one building to another and provide full onsite navigation.

## Directories

Finding staff and offices in a large facility can be a challenge for visitors. With the Omnivex platform, you can build directories for guests to search and find what they are looking for.

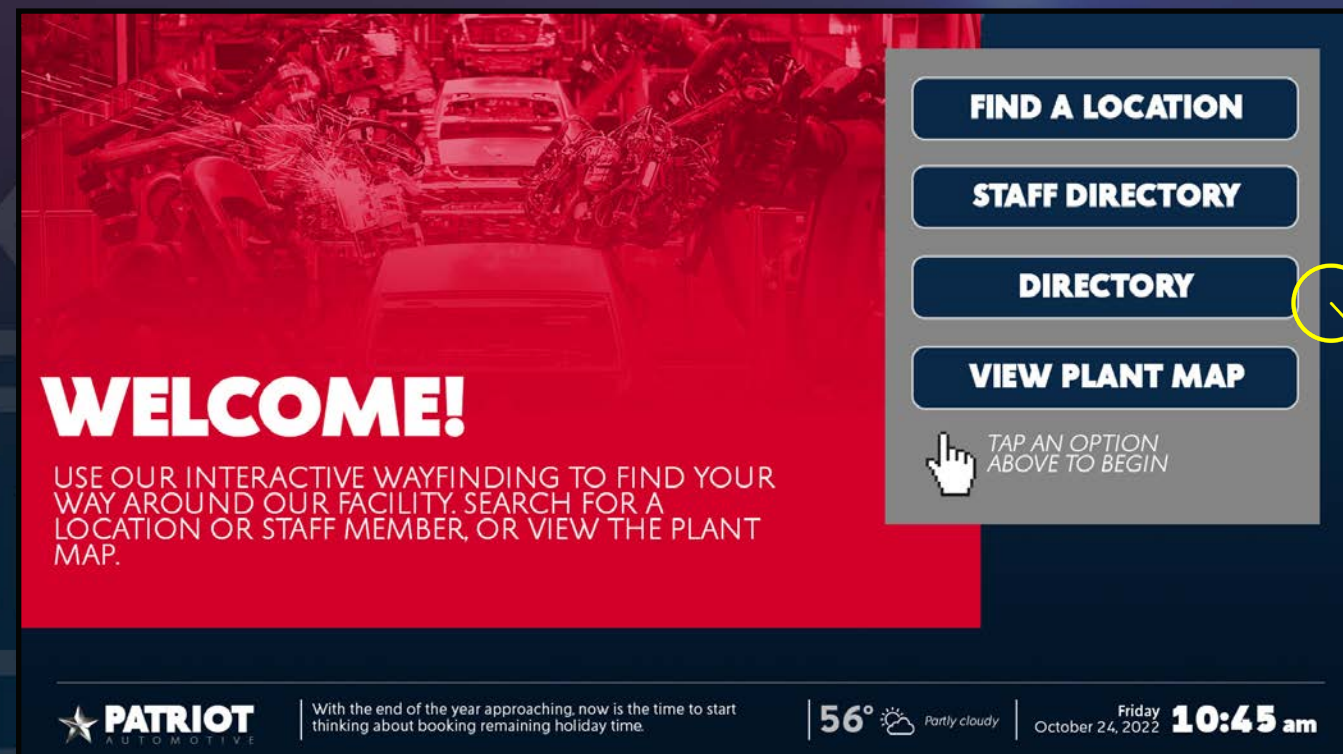
## Environmental Wayfinding

*Let people know where they are and highlight key areas of interest nearby.*

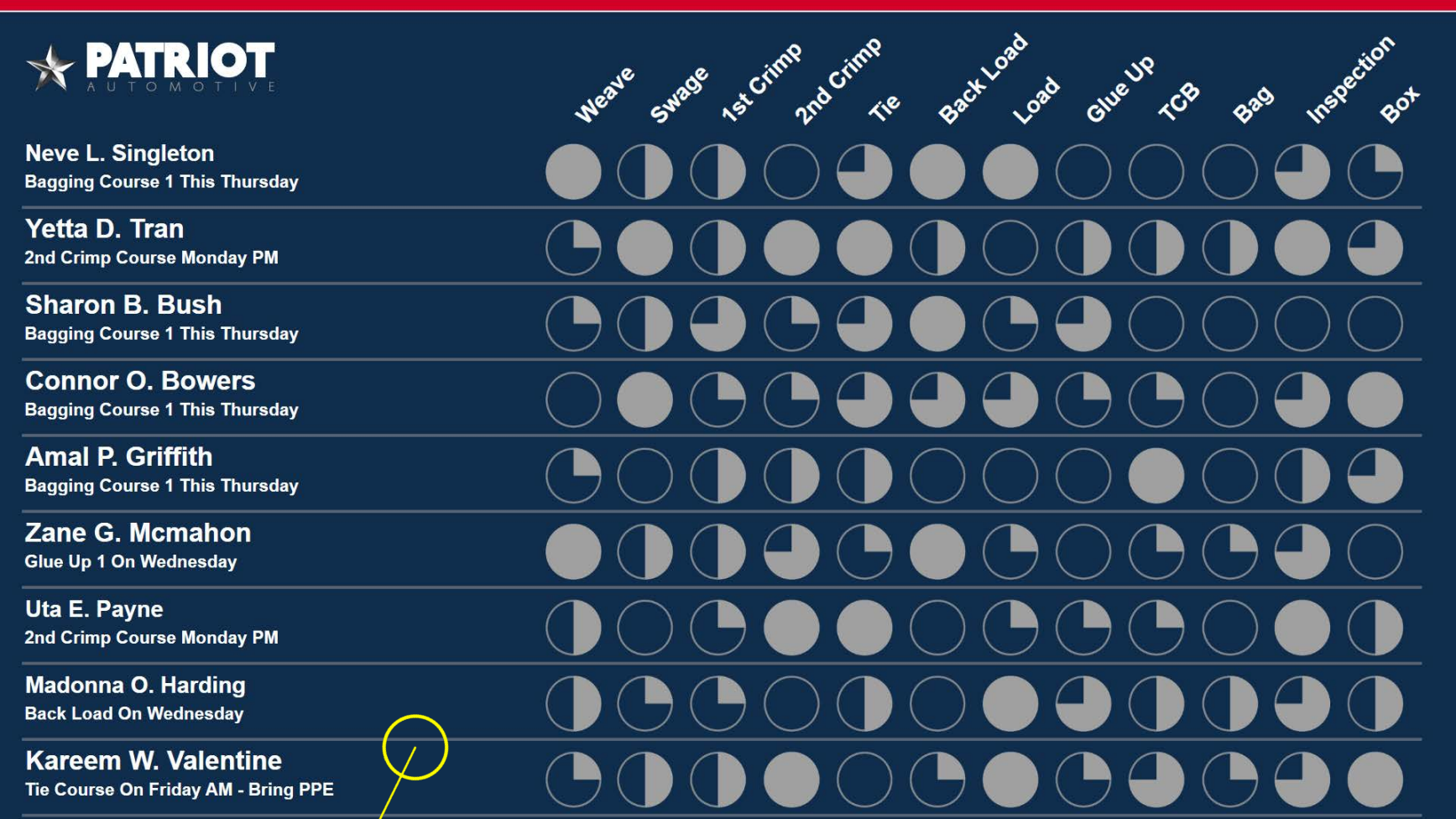


## Interactive Self-Serve Kiosks

Interactive kiosks can provide visitors and staff the means to navigate your facility and find what they need quickly.

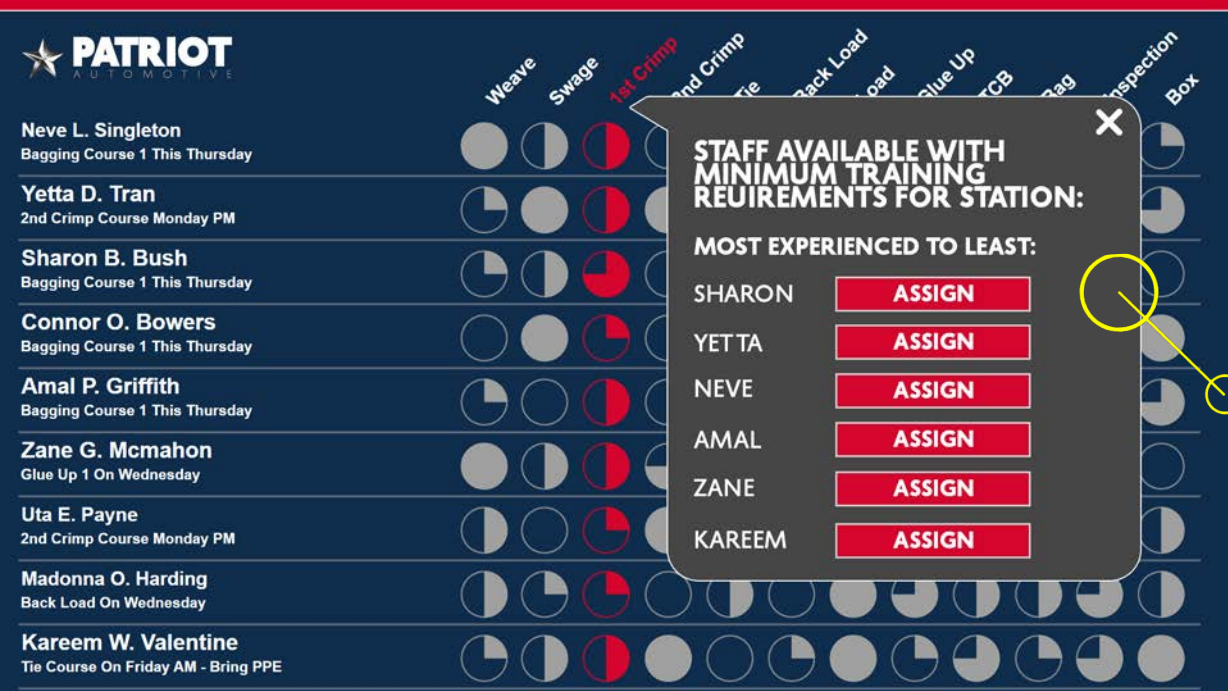






Track Training & Skills for Line Staff

Get a quick overview of each staff member's current skillset & training plans, and confidently assign people to new stations.



Easily View Skill Level & Experience

Adding interactivity allows you to drill down on stations & staff skillsets.

# SKILLS & TRAINING MATRIX

## Keep track of staff skills and training

Meeting production goals means having the necessary staff on hand. Should someone call in sick or be injured, knowing who on the floor can immediately take over limits production downtime. Tracking staff skills and training can prepare management for unforeseen and unexpected incidents.

### Skills Matrix

A display showing who is on the line, what production skills they possess, and what stations they can handle allows management to make a quick change based on conditions.

### Training Schedule

Create a training schedule so management and staff can see potential holes in needed skill sets and keep the team on a training regime.





# KPI DASHBOARDS

**Track key metrics and performance indicators.**

KPI Dashboards created with the Omnivex platform allow you to monitor your business in real-time. Integrate data from a variety of sources into the Omnivex DataPipe, monitor hardware environment settings, and visualize the most impactful metrics for your business.

## Measure and Evaluate Real-time Data

Real-time data lets you quickly and accurately measure results on the line, the plant, and/or the company as a whole. With interactive screens, you can drill down on the data and get into the details behind the numbers.

## Discover Strengths in your Business

For management, KPI dashboards offer a way to view the business overall and see the strengths and potential weaknesses in operations. Management can use metrics to steer business strategy and address problems before they arise.

## Manage your Facility with KPI Dashboards

Monitor current production, equipment, and more on the floor with KPI dashboards.

## KPI Dashboards Make Reporting Easier and Precise

Report company performance metrics during meetings with KPI dashboards, and make them part of your corporate communications to staff.



SHIPMENTS  
TODAY

Shipping today:

Maersk 154532

LOADING

LTL 985622

LOADING

LTL 458621

1:00 p.m. DOCK 9

Maersk 225132

1:30 p.m. DOCK 15

YRC 8546523

3:30 p.m. DOCK 16

PATRIOT  
AUTOMOTIVE

Maersk #154532	<b>Loading skid nos:</b> A234, A235, A236, B118, B119, B120, B157, B160 - B190	LOADING IN PROCESS	LOADING DOCK <b>13</b>
LTL #985622	<b>Loading skid nos:</b> C119, C120, C121, C122, B144, B146, B147, B158, C150 - C1690	LOADING IN PROCESS	LOADING DOCK <b>8</b>
LTL #458621	<b>Loading skid nos:</b> D111, D114, D116, D118, D119, D120, E451, E452, E457 - E486	PREPPED; AWAITING TRUCK ARRIVAL	LOADING DOCK <b>9</b>

Prep loading docks for delivery. Have required staff and equipment ready to go for efficient unloading.

**11:35 a.m**  
Tuesday, November 2**Shipping & Receiving  
Monitors****ATTENTION  
DELIVERY DRIVERS:**

Find your truck or license number and follow the instructions on screen to proceed to designated loading dock.

Maersk  
#25451

LOADING DOCK 17 →

Schneider  
#4005869

LOADING DOCK 9 ←

**Wayfinding for  
Shipments**

Use screens at your facility's gate to provide instructions and directions for delivery drivers. Inform warehouse staff when shipments have arrived on the facility grounds.

Tie shipping &amp; receiving information directly into the Omnivex DataPipe and provide staff with the necessary information to keep warehouse operations running smoothly.

**RECEIVING  
WAREHOUSE A**

Expected deliveries today:

Maersk 25452

ONSITE

Schneider 4005869

UNLOADING

Maersk 56832

1:00 p.m. DOCK 8

CSA 1117856

1:30 p.m. DOCK 11

YRC 8546523

3:30 p.m. DOCK 12

PATRIOT  
AUTOMOTIVEMaersk  
#25451

ECUs and related parts

ON PREMISES;  
LOADED

LOADING DOCK

**17**Schneider  
#4005869

ECUs and related parts

AT DOCK:  
UNLOADING IN  
PROCESS

LOADING DOCK

**9**

Prep loading docks for delivery. Have required staff and equipment ready to go for efficient unloading.

**11:35 a.m**  
Tuesday, November 2

# INVENTORY MANAGEMENT

**Inventory management is a crucial part of any manufacturing operation.**

**Inventory Dashboards**

With Omnivex real-time data integration, inventory dashboards on digital signs can be a valuable and vital element of your operations. Inventory dashboards can display the total number of parts and supplies in your facility and highlight numbers when supplies are low.

**Track Orders**

Easily integrate tracking information for your deliveries, so you'll always know where your deliveries are and whether the delivery will impact production. Tie into existing APIs to monitor truck locations and be alerted when deliveries are off-schedule.

Ovx



# DIGITAL SQDC BOARDS

Conduct your daily huddles with digital SQDC boards to keep processes and staff moving.

SQDC (Safety, Quality, Delivery, Cost) boards help prioritize the most critical aspects of running a manufacturing facility. Converting whiteboards to digital allows companies to tie into real-time information, always show updated data, and update reporting.

## Interactive SQDC Boards

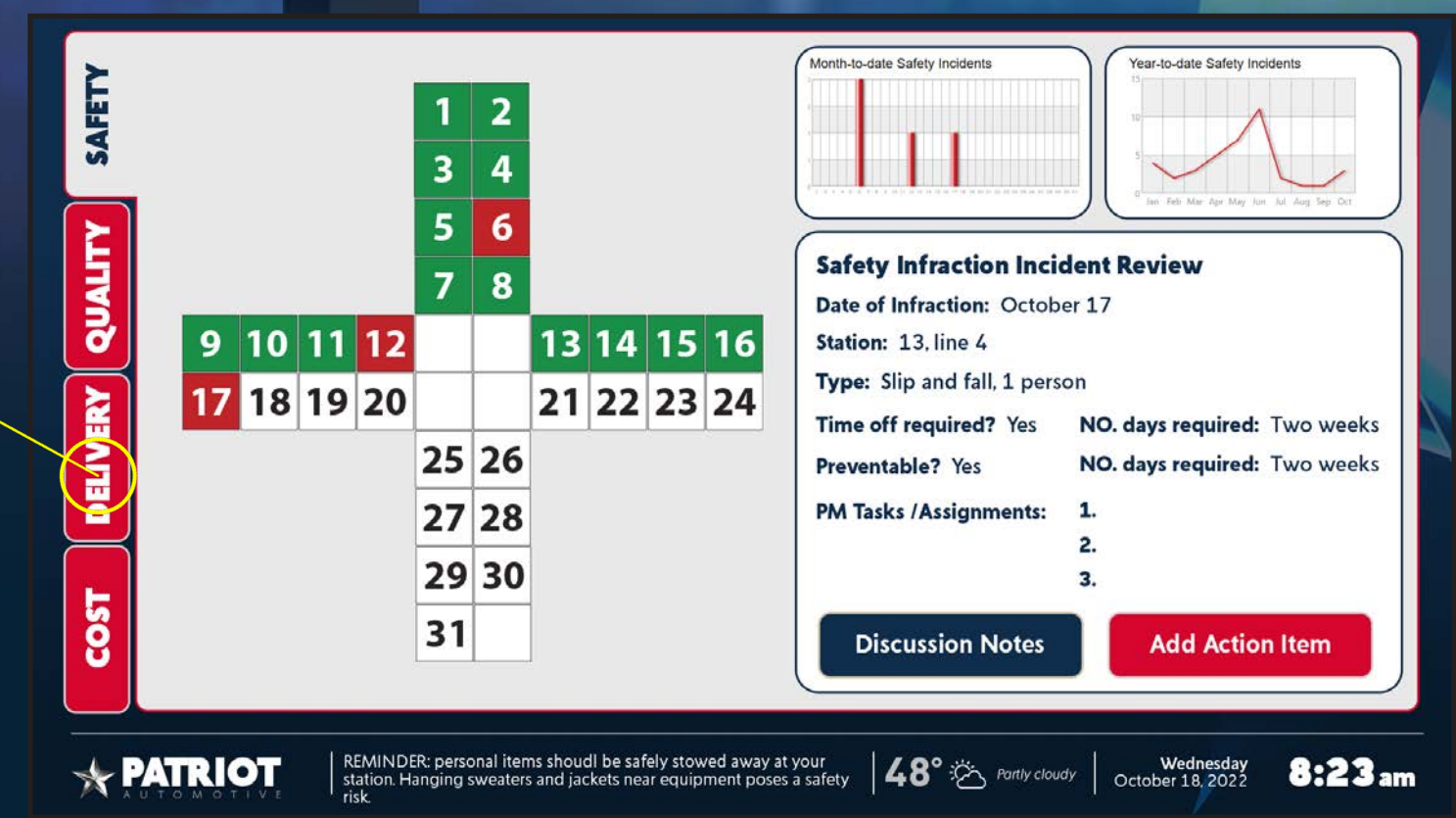
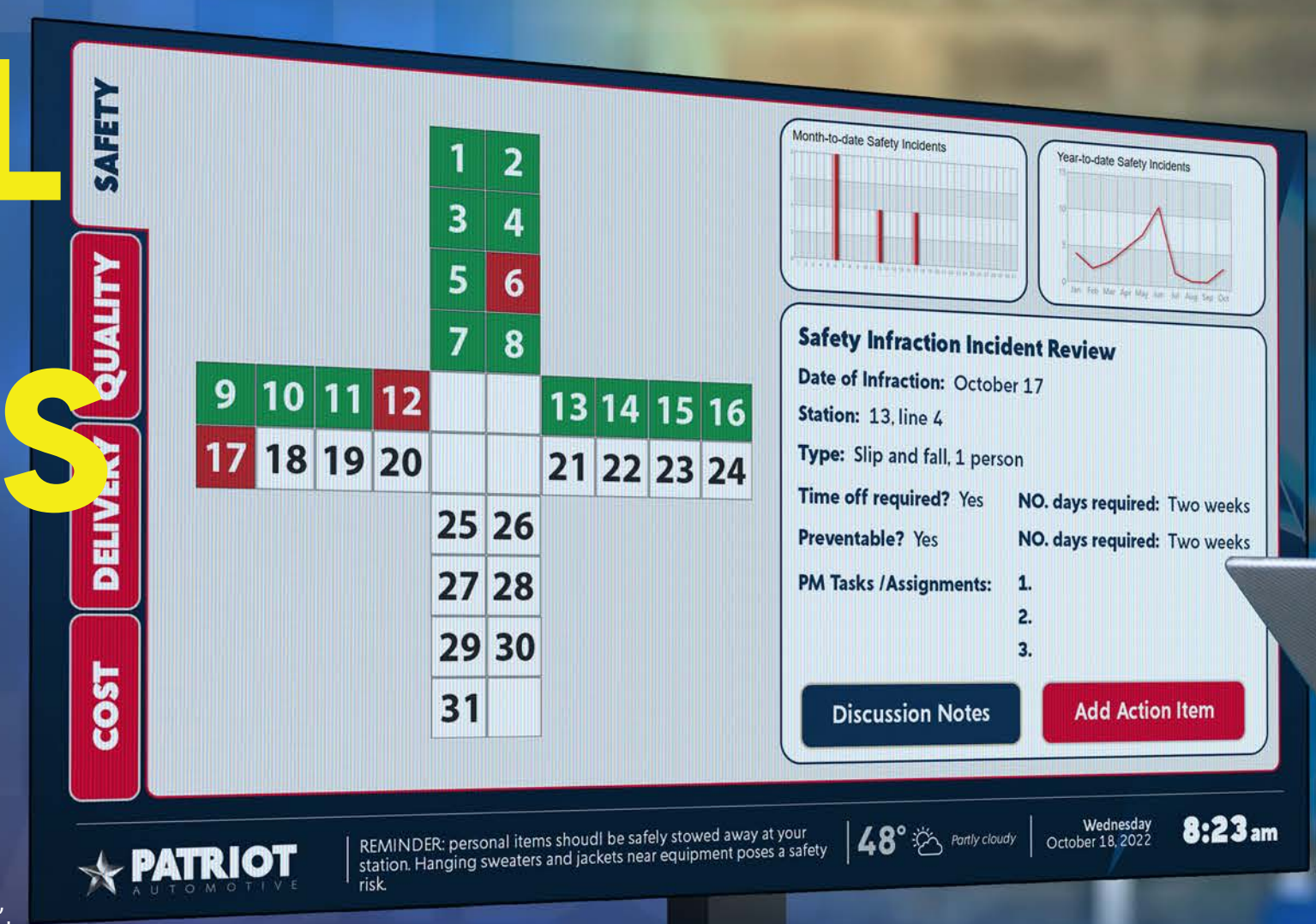
Interactive SQDC boards allow you to drill down on the details when necessary. Want to see what is behind a safety grade for a specific day? Just tap the screen to view all the details.

## Customization

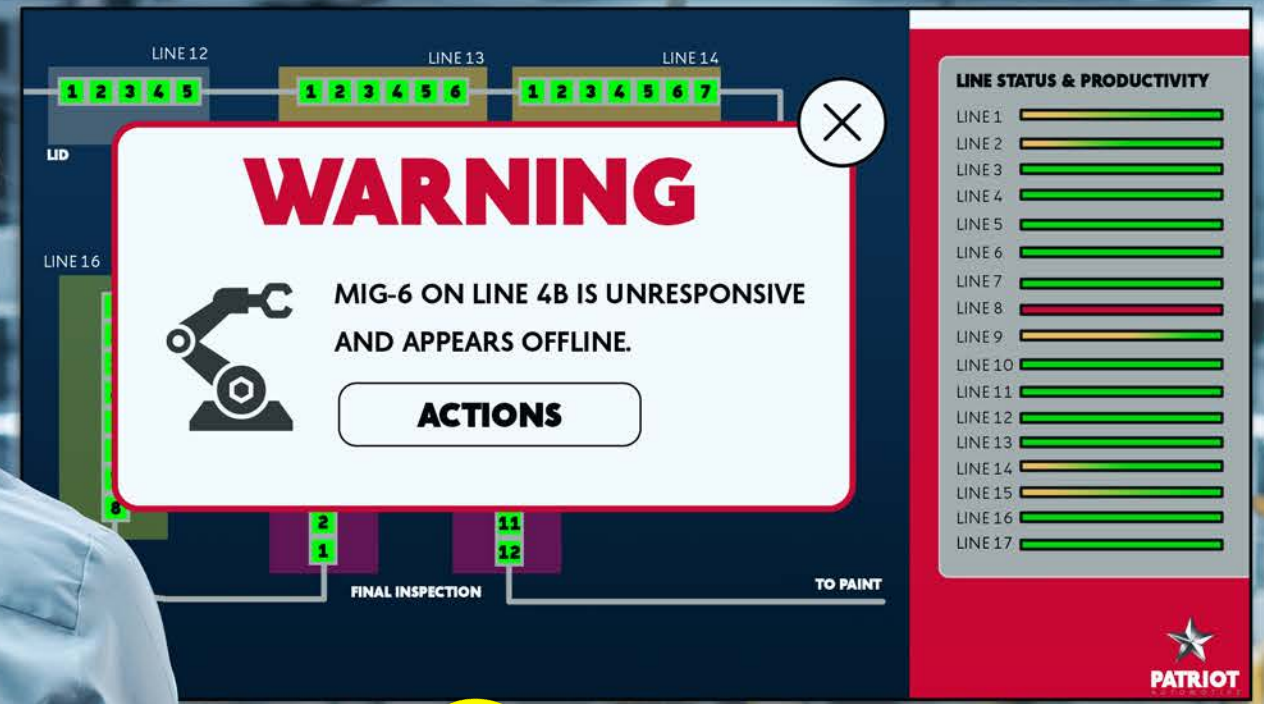
Although safety, quality, delivery, and cost should always be the priorities, you can easily add another section for reporting and reviewing during the daily huddles. Each team can add its own optional reporting/reviewing category to suit its meeting needs. Add suggestions or a team goals category. Whatever the needs, taking your SQDC boards digital will allow you to customize your boards easily.

## Redefine SQDC Boards for Digital

Software allows you and your teams to create customizable boards so your teams have what they need to perform.







# EQUIPMENT MONITORING

**Get real-time insight on production equipment**

Monitoring equipment on your production line is essential to running and maintaining a smooth operation.

## Equipment Dashboards

Equipment dashboards help you monitor how the equipment is functioning – is it on, is it running at the correct speed, correct temperature?

## Spot Problems

Digital equipment dashboards allow you to easily identify problems that may affect production and react accordingly. This can help reduce downtime on the production line.

## Link to APIs

Link your digital signage to existing equipment monitoring APIs and display this information on your screens using Omnivex software.

Connect Key Equipment to your Digital Signage Network

Monitor essential equipment and be informed when it's down. Easily spot problems with real-time information and prevent extended downtime.



# CAFETERIA MENUS

## Allow cafeteria staff to manage digital menus

Digital menus provide a great way to update and change content daily. Highlight the daily special or reduce prices based on a met production goal. Digital menus provide flexibility and easy updates.

### Upselling

Use digital menus to upsell food and beverage sales. Prominently display the product you want to sell, displaying lower-priced items less prominently. Highlight limited-time specials with corporate branding. Incorporate videos of menu items to entice buyers.

### Allow Cafeteria Staff to Manage Menus

Cafeteria staff can easily manage menus through a phone or tablet, whether they are changing prices or adding a new item.



KEY  
PERFORMANCE  
INDICATOR  
DASHBOARD





# EMERGENCY NOTIFICATIONS

## Keep Fans Safe and Informed During an Emergency

Digital signs provide a way to get real-time alerts and information to fans during an emergency. Combine existing audio alarms with visual emergency notifications to improve your disaster preparedness and safety plans.

### Visual Emergency Notifications

Audio alarms are still necessary, but integrating digital signage with your audio alarms allows you to share crucial supplemental information. For example, highlight the type of emergency and location, so all relevant staff

sees the message in addition to hearing it. In addition, share visual directions, meeting points, and other vital details.

### Interrupt Scheduled Content

Interrupt content on screens in a specific area or department or your entire facility with important emergency information. Once the emergency is over, screens can quickly revert to their original content playlist.

### Emergency Screens

Tie into existing emergency systems for automatic emergency messaging on displays.



Tailor  
Emergency  
Messages  
by Location

Customize  
emergency screens  
by location in  
facility, providing  
location-specific  
directions.

## EMERGENCY

An emergency alarm has been triggered on level 3. Please proceed calmly to the nearest exit.

### NEAREST EXIT:

Take stairs to Level 1.

Follow arrows to exit.



### Provide Information & Instructions

Emergency screens can provide simple instructions and directions on the route to safety.







# ONE PLATFORM, ENDLESS APPLICATIONS.

*For more information, or to  
arrange a demo, please contact:*

**Brandon Elliott**

Office: 1-(905) 695-8731

Mobile: 1-(416) 899-3541

e-mail: [belliott@omnivex.com](mailto:belliott@omnivex.com)

[www.omnivex.com](http://www.omnivex.com)

**YOUR PLANT  
+ OMNIVEX**

**BETTER  
RESULTS.**

**Ovx**





KEY  
PERFORMANCE  
INDICATOR  
DASHBOARDS