



DIGITAL SIGNAGE IN HOSPITALITY

A customer-centric approach to digital signage using the Omnivex platform.





Your contact at Omnivex for hospitality related inquiries:

Dami Adeola

Office: 1-(905) 695-8731

Mobile: 1-(416) 899-3541

E-mail: dadeola@omnivex.com

www.omnivex.com

**ANY CONTENT,
ANY SCREEN,
ANY TIME.**

That's the power of Omnivex.

ONE PLATFORM, ENDLESS APPLICATIONS.

**Enhance guest experience with solutions
created on the Omnivex platform.**

What applications can you create with Omnivex software to enhance guest experience while helping your facility run smoothly?

Whether you are a hotel or convention center, the applications for digital signage are numerous, and the advantages are significant. By replacing static signs with a network of digital screens and interactive kiosks powered by Omnivex digital signage software, you can improve guest experience, streamline operations, and reduce operating costs.

A digital signage network is a cost-effective infrastructure that can support multiple departments and applications. Potential applications in hotels and convention centers extend far beyond a network of digital signs and include other areas such as self-service kiosks, interactive wayfinding stations, emergency notifications, and video walls.

OUTDOOR SCREENS

Advertise current and upcoming events.

Leverage exterior digital signage to greet guests with relevant and timely information. From digital screens outside your hotel or venue to screens in parking garages, digital signage ensures relevant real-time information is always accessible. Share information, including facility hours, available parking spaces, current and upcoming events, and amenities.

Integrate wayfinding information into exterior digital signage and highlight the location of popular areas such as parking and entrances.

Parking Screens

Digital parking signs can help people navigate parking and reduce stress. Integrate with IoT sensors and highlight available spots on digital screens in the parking lot or garage entrance. Colored lights over parking spots indicating whether it is in use, enhance the experience of visitors looking for parking.



Informative & Welcoming

Use external digital signage to highlight upcoming city events, new services, and important community information.



Integrate IOT Devices and Sensors

Highlight available spots on digital screens at a parking lot or garage entrance and use colored lights and sensors to identify which individual spots are available.

LOBBY SCREENS

Welcome guests!

Greet your guests with relevant and timely information. Ensure all the information they need for their visit is handy and visible. Use digital signage in your facilities' lobby and public areas to create a lasting first impression and a welcoming environment that reflects your values and brand or that of the event and/or convention you are hosting. Leverage a variety of screens, from interactive kiosks to video walls to transparent screens, to create an engaging and immersive experience.

Video Wall

Create a "WOW" as customers and employees walk through your lobby with a video wall. Whether small or large, a video wall provides a unique opportunity to incorporate 4K video and imagery to tell your brand story and engage viewers. Project projection, LED, and LCD options are available when creating your video wall. Consider unique shapes and designs for your video wall beyond the standard rectangle, such as curved, angled, and more. Finally, digital signage software can help you manage the content on your video wall along with lighting, blinds, and more in your reception area. Integrating all of this will allow you to create an immersive experience.



Video Wall

Projection, LED, and LCD screen options are all excellent options for a video wall. A unique shape or design can add an extra "WOW" factor to your screen content.

Customize Screens

Easily customize lobby screens to welcome guests at the start of the event, and thank them at the end.

Ovx

INTERACTIVE KIOSKS

Enable customers to self-serve.

Utilize touchscreen kiosks to create information hubs, modernize service delivery, and enhance the overall experience for your guests. Use these interactive screens to offer a range of applications that can streamline operations, improve accessibility, and promote guest engagement. Provide guests easy access to essential information such as event directories, schedules, wayfinding and maps, amenities, and local attractions.

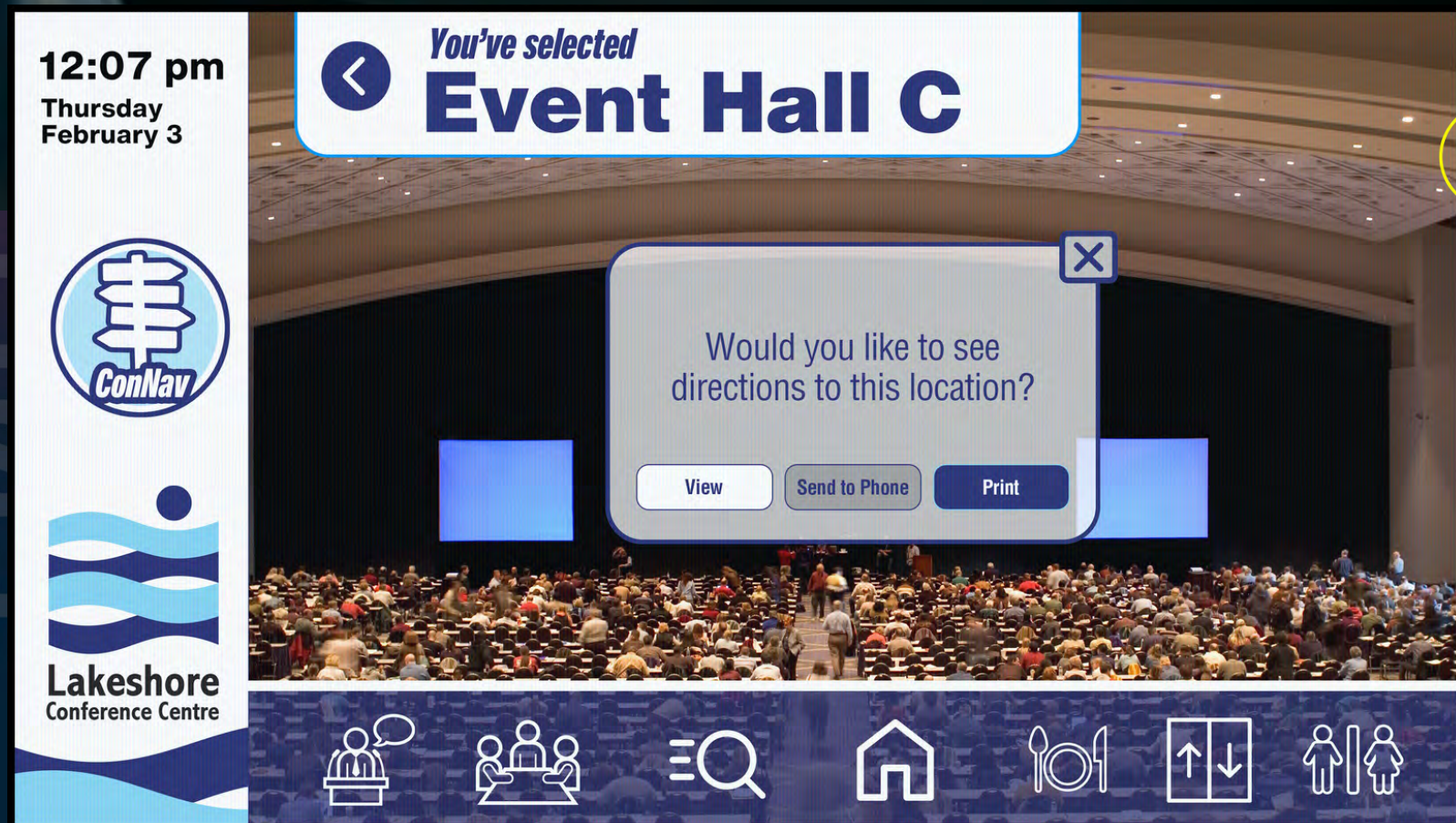
Additionally, leverage self-serve kiosks for hotel or event check-in, allowing guests to bypass long queues and reducing the need for manual check-in and registration desks. This will save time for both guests and your organization.

Multilingual

Cater to the diverse linguistic needs of your guests by offering multilingual options on your self-service kiosks. Enable users to easily click a button to change the language on the screen. This ensures inclusivity and accessibility for all guests.

Integrate with Existing Systems

Integrate data from a variety of sources to ensure kiosks reflect the most current information.



WAYFINDING

Help guests find their way.

Wayfinding can help guests navigate your sprawling hotel and convention facilities, improving and simplifying their experience. Tie digital signage into backend systems, such as maintenance, to ensure wayfinding information reflects the current state of your facility.

Create an interactive kiosk that allows visitors to enter where they want to go and view directions. Provide estimates on travel time and highlight interest points like washrooms, services, restaurants, and exits along their route.

Data-based Wayfinding Signs

Tie elements of your wayfinding signs to data and quickly make changes on the fly.

12:07 pm
Thursday
February 3

This way to
NORTH
Building

Lakeshore
Conference Centre

HALLS D - G →

Directories

Enable guests with an interactive directory to quickly and easily find their desired location or event.

Lakeshore
Conference Centre

YOU ARE IN THE
NORTH
BUILDING

N 3:08 PM

TODAY'S MEETINGS:

Event:	Session:	Room:	Building:
IT Global Conference	The Impact of AI	345	South
FanFest 2024	Meet the Stars: 70s Favs	215	North
FanFest 2024	The Future of Sci-fi	350	North
IT Global Conference	Coding Jam	450	South
IT Global Conference	The Business of IT	500	South
FanFest 2024	Feature Films: Directing	150	North

Shop Hamilton Knight for all your business attire needs.

Located in the lobby of the South Building.

HAMILTON KNIGHT

Lakeshore Conference Centre

Halls D - G

↓ ↓

WELCOME
SMART
Smart City Delegates!

Halls D - G

↓ ↓

Lakeshore Conference Centre



CONFERENCE ROOMS

Manage room scheduling with digital signage.

Screens outside your meeting rooms are a convenient and efficient way to ensure guests and event attendees find where they need to go. Use dynamic templates with event titles, start times, and organizers' names to capture attention quickly. Integrate meeting room screens with calendars and other systems to ensure they update in real-time and reflect changes or cancellations.

Consider using color coding or icons to differentiate between various meetings or events. Including QR codes or touchscreen functionalities can provide attendees with additional information or allow them to check in for meetings.



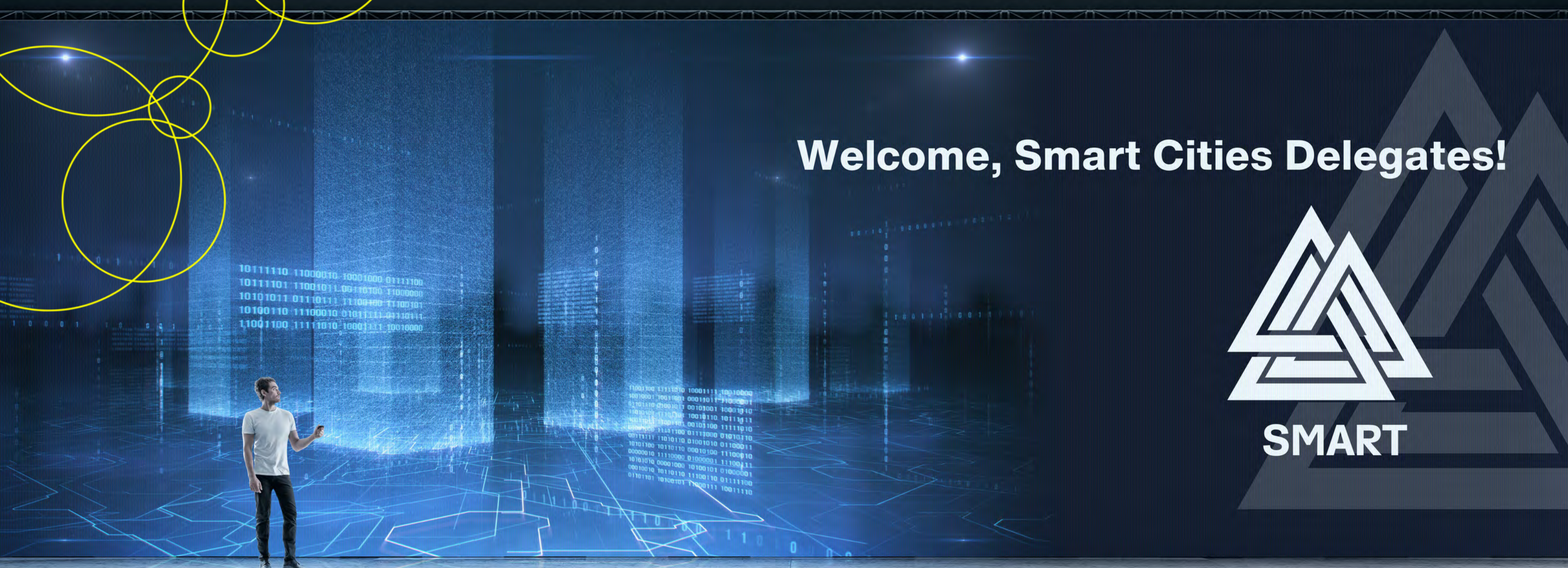
Provide Options for Revenue Opportunities

Provide a standard option that promotes your brand and allows customers to showcase their corporate logo and meeting details.

For an additional fee, remove the conference center branding and shift the focus to the client's branding and meeting event. Customers can create their own screen designs, which provides greater flexibility and increased revenue opportunities.



Welcome, Smart Cities Delegates!



EVENT SCREENS

Amplify excitement!

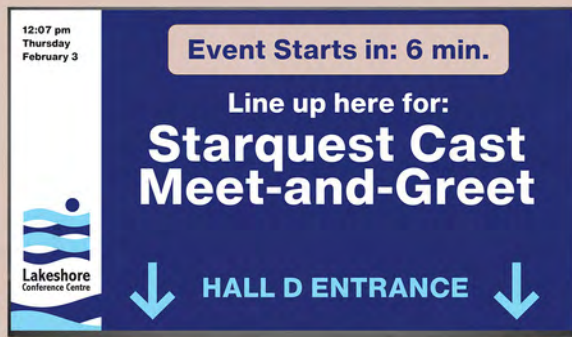
Digital signage provides a dynamic platform to showcase captivating visuals, vibrant graphics, and interactive content that captures your guests' attention. Leverage it to amplify excitement around visiting conferences, upcoming events, hotel or venue information, directions, and more on screens in public areas.

Convention Centers

Digital signage can transform the event atmosphere within your venue by displaying event themes, speaker or sponsor profiles, and real-time updates on session schedules and changes. It can also showcase sponsor advertisements, exhibitor

promotions, and interactive maps, guiding attendees through the venue and enhancing networking opportunities. The versatility of digital signage allows for personalized messages and tailored content, creating a more immersive experience for visitors.





WAIT TIMES & QUEUE MANAGEMENT

Reduce the stress associated with waiting.

No one likes waiting, but it is a reality. Lines to check in can be busy at peak times, and waits can be long. Digital signage provides a way to share real-time updates on wait times. Localize wait times to screens in a specific area or department.

Reduced Perceived Wait Times

Make waiting less cumbersome by keeping your guests informed and entertained with digital signage. Share important event information, such as speakers and sponsors, and highlight venue amenities, local news, and weather.

Queue Management

Events can be traffic-heavy, especially with a large number of attendees. Leverage digital signage to highlight where visitors and guests must go and effectively manage queues and wait times.



EMPLOYEE COMMUNICATIONS

Make the information your employees need available - digitally.

Information is the fuel that powers organizations. Traditional channels like paper memos, emails, and company newsletters are long gone and often harm employee engagement. Instead, digital communications on digital signage, tablets, mobile phones, and more provide employees with relevant real-time information and empower them to make faster and better business decisions.

News and Announcements

Share news, announcements, policy updates, HR information, and more on digital screens in employee areas of your facilities. Consider customizing content by department or location. Additionally, provide real-time weather, transit, and traffic updates to help employees plan their trip home.

Recognition

Employees want to feel valued. They want their work to be appreciated. Employee recognition is a terrific way to use digital signage. Whether by division, department, or individual, digital signage can highlight recent success and achievements. Additionally, content could include accolades or other praise from city social media networks.

Scheduling Screens

Eliminate whiteboards and paper schedules with a digital schedule screen. Share staff or room schedules and integrate with other internal systems such as calendars, maintenance, and more to ensure the information reflects the current state.

Celebrations

Highlight employee and organizational achievements on your digital screens. Welcome new employees, introduce new products, share customer accolades, and more.

Notifications & Policies

Keep staff informed and up-to-date on company policies and procedures.

Thursday
February 3
12:07 pm




Join us in congratulating David Winsock!

David has accepted an offer for the position of Director of Food and Beverage. David has been working for the LCC for 17 years, and we're sure his experience will be a great asset to everyone in Food and Beverage.




Thursday
February 3
12:07 pm

August Event Schedule



Staffing schedules for all August events will be completed next week.

Please submit time-off requests for August no later than Wednesday.



SAFETY APPLICATIONS

Safety and security is essential. Digital signage is a great tool for sharing critical real-time information.

Public Safety

Digital signage provides an ideal platform for broadcasting public safety announcements and alerts to a broader audience. You can collaborate with local authorities or emergency services to disseminate vital information during natural disasters, public health emergencies, or community-wide security concerns on screens at city facilities or through a broader network.

Visual Emergency Notifications

Audio alarms are still necessary, but integrating digital signage with your audio alarms allows you to share crucial supplemental information. Highlight which exit to use, the status of an emergency situation, and provide visual direction and cues.

Access Control

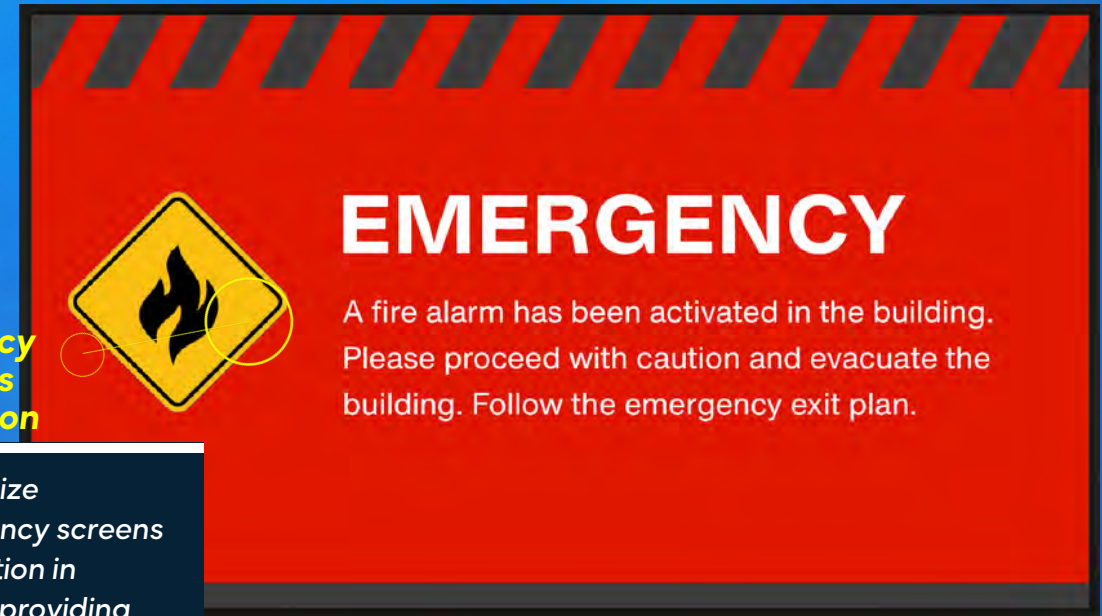
Digital signage can be crucial in access control and visitor management systems, improving facility security protocols. Integrating digital displays with access control systems lets you display information about authorized personnel, visitor registration procedures, and access restrictions. This helps enforce security measures and ensures that individuals know the necessary protocols to gain entry to specific areas.

Provide Information & Instructions

Emergency screens can provide simple instructions and directions on the route to safety.

Tailor Emergency Messages by Location

Customize emergency screens by location in facility, providing location-specific directions.



A man with glasses is shown in profile, working at a computer in a dark room. The background is filled with bokeh lights, and the computer screen displays a glowing blue interface with data and a central graphic. The overall mood is professional and focused.

NEED HELP?

From project development to project execution, our services team is there to guide you every step of the way.

The Omnivex Professional Services team is a dynamic and versatile group that excels in delivering comprehensive solutions for all your business needs. They provide top-notch project management, ensuring your initiatives are meticulously planned, executed, and monitored for optimal results. Adept at everything digital signage, our Services team can help you create captivating and professional designs that leave a lasting impression. If you need help translating your ideas into reality, our Professional Services team stands ready to act as your dedicated partner, guiding you through the process and ensuring your project is built for success.

Ask your sales rep for more information on Omnivex Professional Services.

The logo for Omnivex, consisting of the letters "Ovx" in a bold, sans-serif font, set against a yellow circular background.

Ovx



ONE PLATFORM, ENDLESS APPLICATIONS.

*For more information, or to
arrange a demo, please contact:*

Dami Adeola

Office: 1-(905) 695-8731
Mobile: 1-(416) 899-3541
E-mail: dadeola@omnivex.com

www.omnivex.com

**ANY CONTENT,
ANY SCREEN,
ANY TIME.**

That's the power of Omnivex.

Ovx