



DIGITAL SIGNAGE IN THE CORPORATE OFFICE

Maintain a high level of employee engagement with digital signage solutions.



Your contact at Omnivex for digital signage related inquiries:

Brandon Elliott

Office: 1-(905) 695-8744
Mobile: 1-(416) 200-2054
E-mail: belliott@omnivex.com

www.omnivex.com

**YOUR OFFICE
+ OMNIVEX**

**BETTER
RESULTS.**

ONE PLATFORM, ENDLESS APPLICATIONS.

Enhance employee and visitor experience with solutions created on the Omnivex platform.

What applications can you create with Omnivex software to enhance employee and visitor experience while helping your organization run smoothly?

From welcome screens to meeting room screens to behind-the-scenes monitoring and operations screens, there's no limit to what you can create to help manage every aspect of your organization.

Locate digital signs everywhere, including the factory floor, breakroom, boardroom, lobby, and anything in between.

Effective visual communications go a long way in ensuring a positive environment, engaging employees, and improving productivity.

Inform & Engage

Effective digital signage solutions keep staff and visitors informed and engaged of current events, company progress & goals.



TODAY at 2:00 p.m.
FY Kick-off
Grand Hall, 2nd Floor

11:25 am
thursday
november 9





Your contact at Omnivex for digital signage related inquiries:

Brandon Elliott

Office: 1-(905) 695-8744
Mobile: 1-(416) 200-2054
E-mail: belliott@omnivex.com

www.omnivex.com

**YOUR OFFICE
+ OMNIVEX**

**BETTER
RESULTS.**

ONE PLATFORM, ENDLESS APPLICATIONS.

Enhance employee and visitor experience with solutions created on the Omnivex platform.

What applications can you create with Omnivex software to enhance employee and visitor experience while helping your organization run smoothly?

From welcome screens to meeting room screens to behind-the-scenes monitoring and operations screens, there's no limit to what you can create to help manage every aspect of your organization.

Locate digital signs everywhere, including the factory floor, breakroom, boardroom, lobby, and anything in between.

Effective visual communications go a long way in ensuring a positive environment, engaging employees, and improving productivity.

Inform & Engage

Effective digital signage solutions keep staff and visitors informed and engaged of current events, company progress & goals.



TODAY at 2:00 p.m.
FY Kick-off
Grand Hall, 2nd Floor

11:25 am
thursday
november 9



WELCOME TO CONNECT

WELCOME SCREENS

Welcome employees and visitors!

Exterior digital signage and welcome screens help greet employees and visitors with relevant and timely information. Ensure all the information they need for their visit is handy and visible. For example, highlight the location of popular areas, visitor parking/entrance, and employee entrances.

Use digital signage in your lobby to create a lasting first impression and a welcoming environment that reflects your corporate values and brand. Leverage a variety

of screens, from interactive kiosks to video walls to transparent screens, to create an engaging and immersive experience.

Video Wall

Create a 'WOW' as visitors and employees walk through your lobby with a video wall. Whether small or large, a video wall provides a unique opportunity to incorporate 4K video and imagery to tell your brand story and engage viewers. There are projection,

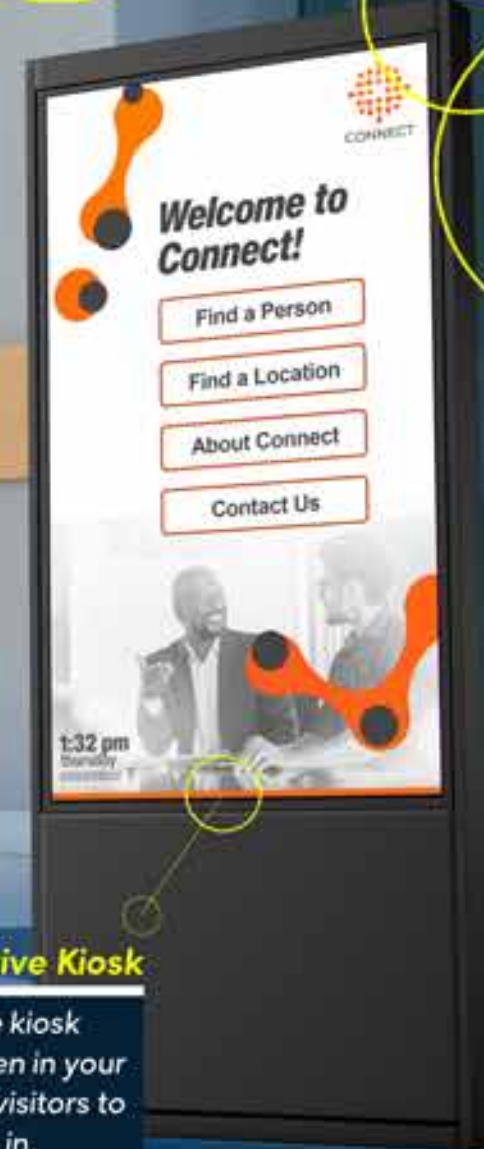
LED, and LCD options when creating your video wall. Additionally, consider unique shapes and designs for your video wall beyond the standard rectangle, such as curved, angled, and more. Finally, digital signage software can help you manage the content on your video wall along with lighting, blinds, and more in your reception area. Integrating all of this will allow you to create an immersive experience.

Video Wall

Projection, LED, and LCD screen options are all excellent options for a video wall. A unique shape or design can add an extra 'WOW'!

Interactive Kiosk

An interactive kiosk or touch screen in your lobby allows visitors to quickly check in, register their car, and find directions.



VIRTUAL RECEPTIONIST

Welcome visitors with a virtual receptionist.

Monitor who enters and leaves your facilities without needing a person at a reception desk. Digital signage lets you greet and register employees and visitors with a simple screen interface. Integrate other sensors, devices, or QR codes to make interaction with screens contactless. Screens connected with a printer could also print visitor badges or parking passes during check-in.

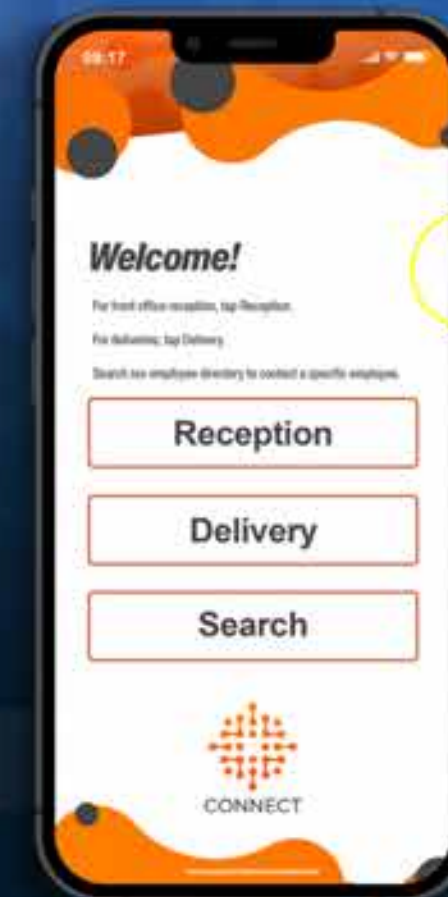
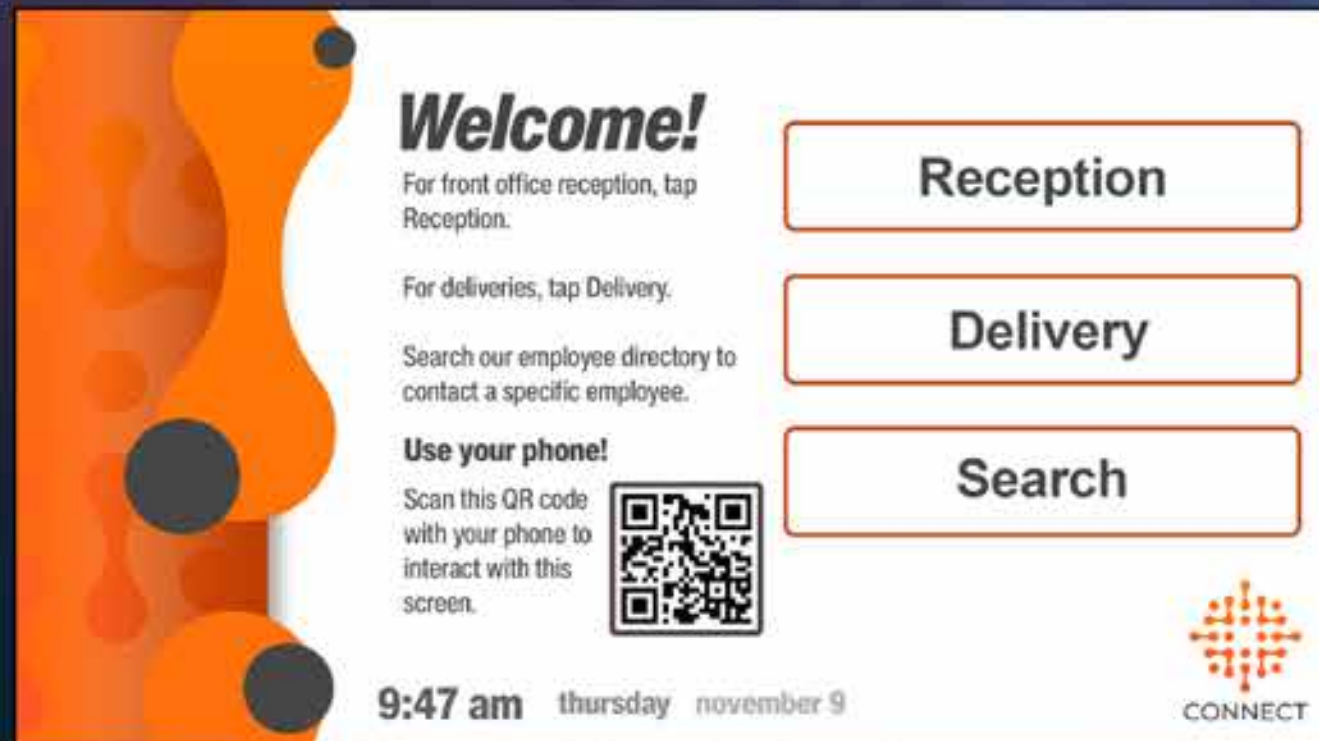
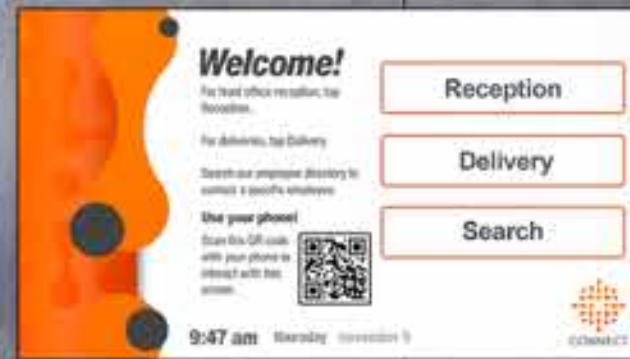
Share important instructions and policies for visitors on the virtual reception screen. For example, highlight COVID-19 requirements or other safety information.

Notifications

Connect your virtual reception screen with your messaging or email systems to notify employees when their visitor has arrived.

Mobile Access

Leverage QR codes to allow visitors to interact with the reception screen from their mobile phones.



ovx

WAYFINDING

Make it easy for visitors and employees to find their way around your facility.

Corporate offices and facilities are often large, multi-floor, and multi-building affairs that can be difficult to navigate. Visitors and even staff may need help finding their required building or room. Digital signage is your best, most flexible option for wayfinding.

Flexibility

Digital signs offer the flexibility to adapt to scenarios in your facility, whether due to crowd control, facility repair, or security. Quickly and easily change a route or direct people to another part of the building. Additionally, integrate wayfinding on your general information

screens by highlighting popular areas like washrooms or cafeterias.

Interactive Wayfinding

Interactive digital wayfinding contributes to a positive experience for visitors and employees. Set up kiosks around the facility to make navigation easier and reduce stress—highlight washrooms, meeting rooms, and other key points along the route and provide an estimated travel time. In addition, allow users to share directions to their mobile phones, so they have easy access to the details once on their way.



Interactive Kiosk

Create an interactive kiosk that allows visitors to enter their destination and view directions. Additionally, highlight interest points like washrooms, cafeteria, and meeting rooms.

Highlight Key Areas

Indicate the location of key areas in your company to let visitors know where to go.





Announcing
Judy Yeoh
Senior Vice President
Marketing
Welcome!

9:47 am
Thursday
November 9

CONNECT



Expenses Due: Nov 13

9:47 am
Thursday
November 9

CONNECT

Celebrations

Highlight employee and organizational achievements on your digital screens.

Corporate Branding

Use your digital signage to reinforce your corporate branding and messaging.

EMPLOYEE COMMUNICATIONS

Make the information your employees need available digitally.

Information is the fuel that powers organizations. Traditional channels like paper memos, emails, and company newsletters are long gone and often harm employee engagement. Instead, digital communications on digital signage, tablets, mobile phones, and more provide employees with relevant real-time information and empower them to make faster and better business decisions.

Scheduling Screens

Eliminate whiteboards and paper schedules with a digital schedule screen. Share staff or room schedules and integrate with other internal systems such as calendars, maintenance, and more to ensure the information reflects the current state. Enable staff to focus on the more critical parts of their job rather than constantly searching to see what is available.

Recognition

Employees want to feel valued. They want their work to be appreciated. Employee recognition is a terrific way to use digital signage. Whether by division, department, or individual, digital signage can highlight recent success and achievements. Additionally, content could include customer accolades or other praise from company social media networks.

News and Announcements

Share news, announcements, policy updates, HR information, and more on digital screens throughout the organization. Consider customizing content by location; for example, on a warehouse digital screen, display a message welcoming the morning shift to work and remind them to finish their safety training by the deadline.

In the cafeteria, share company news, new product or service information, HR updates, and policy changes. Additionally, provide real-time weather, transit, and traffic updates to help employees plan their trip home.

Ovx

KPI DASHBOARDS

Historically, you would track KPIs in spreadsheets or scorecards distributed monthly, quarterly, or yearly. Digital signage and mobile apps combined with real-time data eliminate the wait. Now it is possible to put KPIs at everyone's fingertips. Make adjustments and course corrections before a small problem becomes a big issue.

Automate

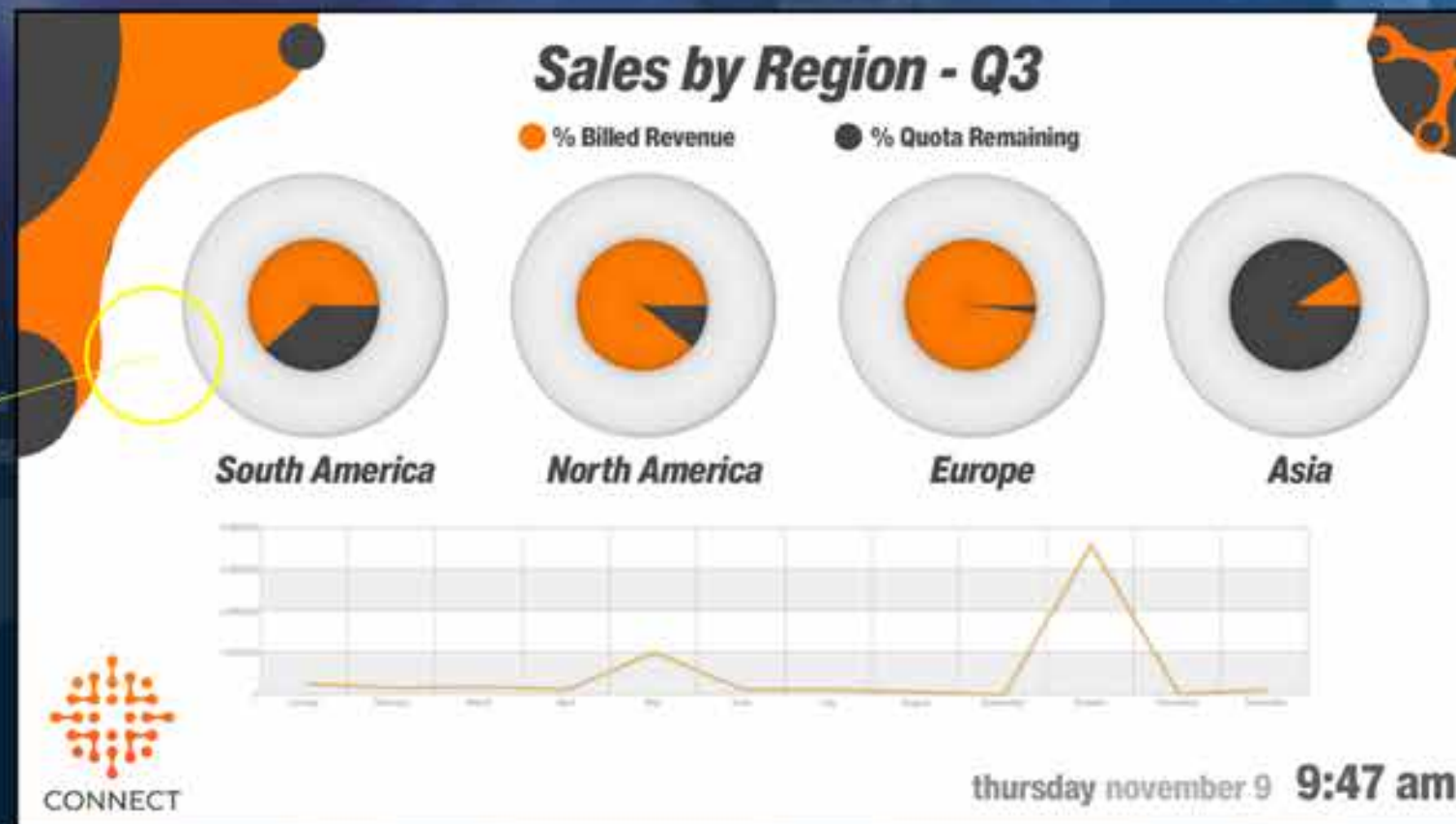
Create a visual KPI dashboard and automate the sharing of KPIs across your organization. Integrate various data sources, including CRM, ERP, inventory, BI, and more, to provide an accurate view of the state of the business.

Customize Information

Extend the reach of your KPIs. Customize your KPI dashboard by department, location, and more. Be confident you are sharing the correct metrics with the right people on the right screen. For example, on sales KPI screens, share data such as attainment of sales targets, sales growth number of opportunities, sales per rep, average sales cycle, and lead conversion.

Variety of Data Sources

Integrate data from various sources, including ERP, CRM, inventory, POS, and BI, onto digital screens.



Real-time Information

Eliminate whiteboards, paper reports, and more with real-time information on digital screens throughout your organization.

Ovx

KPI DASHBOARDS

Historically, you would track KPIs in spreadsheets or scorecards distributed monthly, quarterly, or yearly. Digital signage and mobile apps combined with real-time data eliminate the wait. Now it is possible to put KPIs at everyone's fingertips. Make adjustments and course corrections before a small problem becomes a big issue.

Automate

Create a visual KPI dashboard and automate the sharing of KPIs across your organization. Integrate various data sources, including CRM, ERP, inventory, BI, and more, to provide an accurate view of the state of the business.

Customize Information

Extend the reach of your KPIs. Customize your KPI dashboard by department, location, and more. Be confident you are sharing the correct metrics with the right people on the right screen. For example, on sales KPI screens, share data such as attainment of sales targets, sales growth number of opportunities, sales per rep, average sales cycle, and lead conversion.

Variety of Data Sources

Integrate data from various sources, including ERP, CRM, inventory, POS, and BI, onto digital screens.

Real-time Information

Eliminate whiteboards, paper reports, and more with real-time information on digital screens throughout your organization.



Ovx

MEETING ROOMS

Manage room capacity and usage with digital signage.



Use digital signage to manage room scheduling and capacity limits. Integrate digital signage with calendars and other scheduling systems to ensure screens update in real-time as information changes. Additionally, leverage digital signage to monitor who enters and leaves the office. Incorporate design elements such as colored backgrounds to let viewers easily distinguish if a room is free or occupied.

Room Controls

Integrate screens outside your meeting rooms or the room with controls such as lighting and blinds. Create modes such as presentation, low light, and more to configure lighting and blind conditions quickly.

Hoteling

Digital signage is a quick and easy way to share availability information about desks and workspaces. Use interactive touch screens to allow individuals to self-serve and book desks or meeting rooms themselves. Additionally, log usage information for desks and conference rooms to meet contact tracing and governance requirements.

Design Conveys Information

Use the layout and colors on meeting room screens to convey important information.



Automatic Updates

Integrate meeting room screens with various data sources to ensure the information showing reflects the current state.

ovx

CAFETERIA MENUS

Use digital signage to share nutritional information and highlight promotions.

Digital menu boards offer several advantages, including sharing important nutritional information, promoting new menu items, and more.

Nutritional Information

Easily share nutritional information on your digital menu boards and meet government compliance regulations. Create dynamic menus that rotate through nutritional information, pricing, and options.

Automate Scheduling

Automate the scheduling of your menu boards and associated content. Set menus to automatically change based on various factors, including time of day, inventory availability, weather conditions, and more.

Integrate With Backend Systems

Connect your digital menu boards with your inventory and POS systems to ensure what is on-screen reflects what is available. Promote items where you have large quantities or offer limited-time promotions.

Easily Update Menus

Link to a database or Excel spreadsheet so staff can easily update menus on the fly and highlight promotional specials.



Schedule Content

Serve both breakfast and lunch menus? Have a late-night menu? Schedule content to appear on specific days & times and automate screen changes.



Ovx

SECURITY & EMERGENCY NOTIFICATIONS

Create and maintain a safe environment.

Many organizations cover a large geographic space, with multiple buildings and facilities. Therefore, ensuring employees' and visitors' safety and security is essential. Digital signage and mobile phones are great tools for sharing critical real-time information. For example, utilize digital screens around your offices and facilities to share up-to-date health and safety information, such as COVID-19 protocols and essential security updates.

Visual Emergency Notifications

Audio alarms are still necessary, but integrating digital signage with your audio alarms allows you to share crucial supplemental information. For example, highlight the type of emergency and location, so all relevant staff sees the message in addition to hearing it. In addition, share visual directions, meeting points, and other vital details.

Interrupt Scheduled Content

Interrupt content on screens in a specific area or department or your entire facility with important emergency information. Once the emergency is over, screens can quickly revert to their original content playlist.

Emergency Screens

Emergency screens can provide simple instructions and directions on the route to safety.



EMERGENCY

An emergency alarm has been triggered on level 3. Please proceed calmly to the nearest exit.

Tailor
Emergency
Messages
by Location

Customize
emergency screens
by location in
facility, providing
location-specific
directions.

NEAREST EXIT:

Take stairs to
Level 1.

Follow arrows to
exit.



Provide Information & Instructions

Emergency screens
can provide simple
instructions and
directions on the
route to safety.





ONE PLATFORM, ENDLESS APPLICATIONS.

**YOUR OFFICE
+ OMNIVEX**

**BETTER
RESULTS.**

*Your contact at Omnivex for post-secondary digital
signage related inquiries:*

Brandon Elliott

Office: 1-(905) 695-8744
Mobile: 1-(416) 200-2054
E-mail: belliott@omnivex.com

www.omnivex.com





**KEEP STAFF
INFORMED &
ENGAGED**