

FIRE THE CANNONS  **GIVE NO QUARTER**



DIGITAL SIGNAGE FOR STADIUMS, ARENAS & ENTERTAINMENT VENUES

*Elevate the fan experience with
digital signage.*





Your contact at Omnivex for Stadium, Arena & Entertainment Venues inquiries:

Damilare Adeola

Office: 1-(905) 695-8731

Mobile: 1-(416) 899-3541

e-mail: dadeola@omnivex.com

www.omnivex.com

**YOUR VENUE
+ OMNIVEX**

**EXUBERANT
FANS.**

ONE PLATFORM, ENDLESS APPLICATIONS.

*Enhance the fan experience
with solutions created on
the Omnivex platform.*

Digital signage can go a long way toward making an already memorable experience - seeing their favorite team live on game day - a truly unforgettable event. The Omnivex platform allows you to easily create a unified digital signage system


that enhances every game-day moment for fans.

From parking signs and wayfinding, team promotion and advertising on exterior signs, digital kiosks at the ticket booth, product highlights in the souvenir

shop, menus at concession stands - every moment will amplify fan excitement and enhance their experience.

Digital Signs at Entrance

Digital signs at the entrance of your venue can advertise events or play the current game for fans outside the venue.



PARKING & OUTDOOR SIGNS

Outdoor digital signs and advertising allow you to build fan excitement well before entering the stadium.

Digital Billboards

Digital billboards advertising the game can excite and captivate fans as they approach your venue. On non-game days, exterior digital billboards can be an additional source of revenue.

Parking Signs

Digital parking signs can help fans navigate parking and also build on the excitement. Fans should already feel that game-day excitement by the time they step out of their vehicles.

Build Fan Excitement with Billboards

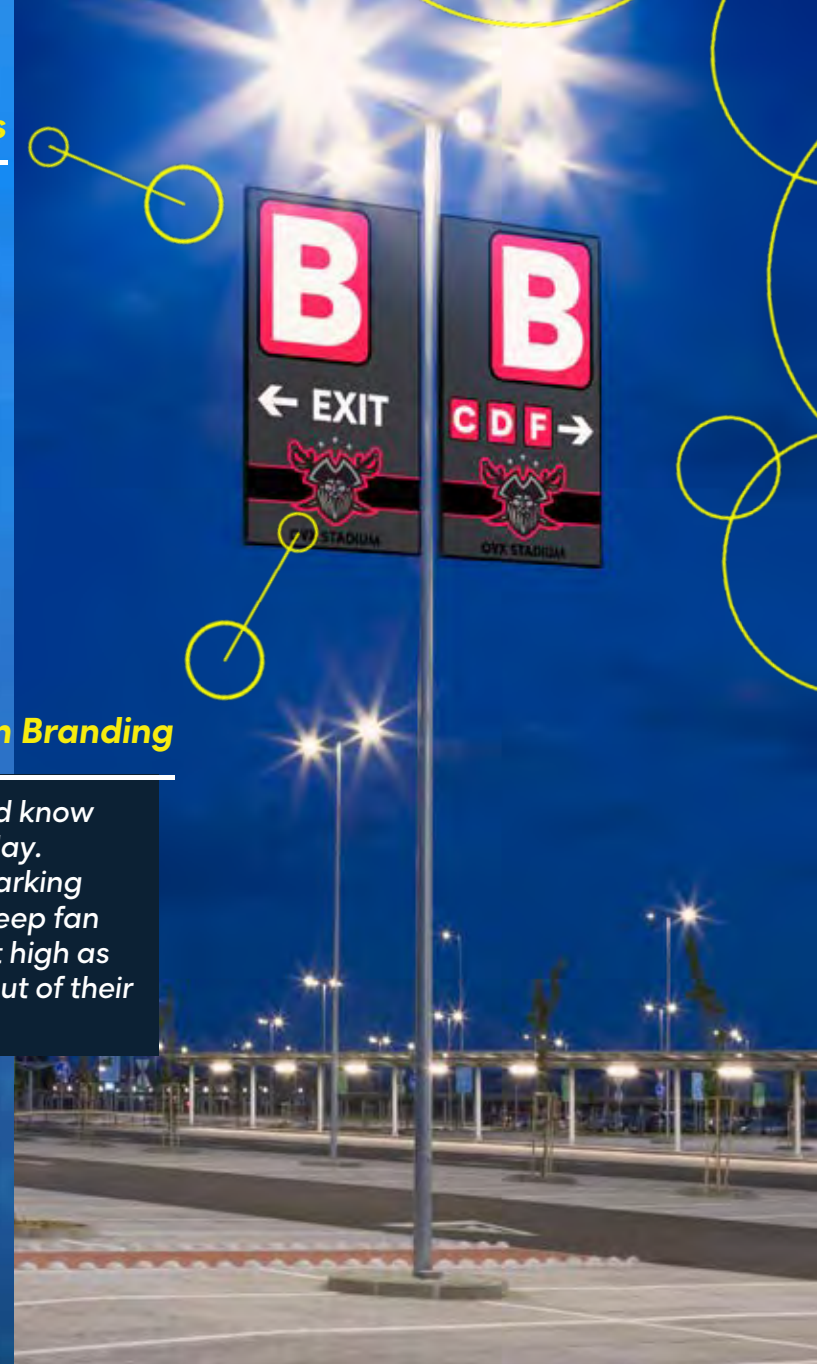
Grab attention and captivate fans with digital billboards as they approach the venue.

Parking Signs

Digital signs can highlight available parking spaces and different sections of parking.

Team Branding

Fans should know it's game day. Branded parking signs will keep fan excitement high as they step out of their vehicles.



TRANSIT INFORMATION

Work with local transit agencies to enhance fan experience.

Not all fans drive to your venue. Many will take advantage of public transit. So make sure fans on transit also feel the excitement. Digital signs at transit stops on your venue property are a great way to get fans excited the minute they arrive.

Transit Schedules

Integrate transit schedule data into your digital signs, highlighting stops at your venue. Trigger the data to appear before the game starts and after the game ends so fans know what to expect.

Advertising

Signs at transit stops are another opportunity for ad revenue. Schedule advertising to display at peak traffic times.

Branded Signs at Transit Exits

Display branded content at subway stations close to your facility and immediately immerse fans in the game-day excitement.

Integrate Transit Schedule Information

Let fans know when the next bus or train arrives by integrating real-time transit schedules.

Team Branding

Change team branding as needed for game schedules.



OVX STADIUM STATION

Oakville Transit Schedule
STADIUM STATION - BUS
ROUTE 18

NEXT BUS ARRIVING IN:

6
minutes

THEN:

4:30 pm	4:45 pm
4:50 pm	4:55 pm

GAME DAY SCHEDULE IN EFFECT





Cheer for the Home Team(s)!

Host more than one team? Change team branding with the flick of a digital switch.

WELCOME, FANS!

Amplify fan excitement with exciting graphics and engaging content.

The Fan Experience

Fans love being fans. They love the excitement and joy their team brings into their lives. Use digital signage to remind fans why they're fans - highlight past players, team history, and team accomplishments.

Video Walls

What better way to get fans pumped for the home team than to walk through a hall of their heroes? Video walls and larger digital signs displaying current team stars and branded messaging make fans feel like part of the team and, more importantly, part of a community.

TICKET SALES

Ticket Booth Signs

Ticket booth signs can do more than just let fans know the price of tickets for today's game. Highlight sections available, advertise future games, share season ticket information, and future events at your venue.

Digital Kiosks

Self-serve digital kiosks that allow fans to purchase tickets, either for the current game or for a future game or event, are a great addition to your facility and a perfect way to streamline the ticketing process. Fans can select their seat and pay right from the kiosk.

Set a playlist of screens to play when kiosks are not in use, and use the screen real estate for advertising future games, future events in your venue, or promoting the home team.

Ticket Menus That Do More

Advertise future events, season tickets, or sell advertising space to in-venue partners.

Interactive Self-Serve Kiosks

Kiosks let fans select a seat, purchase tickets, and can also be an additional source of ad revenue.

REMAINING HOME GAMES:

Denver Bighorns	9/24
Vancouver Spirit	10/08
New York Empires	10/15
Minneapolis Blizzard	11/29

Tickets available at all stadium box offices or online. Ask about special prices for members of the Marauders Crew.

Waitlist for 2024 Season Tickets Now Open

TODAY AT 1:30 PM

ORLANDO DRAGONS VS OAKVILLE MARAUDERS

Buy Tickets

View Seating



WAYFINDING

A Digital Guide for Fans

Directional signs provide an easy way for fans to find their way.

Interact with Fans

Provide fans an easy way to view the route to their desired location by building interactive kiosks.



Directional Signs

Stadiums and arenas can be pretty big, and getting around any large space can be a challenge. While die-hard fans or season ticket holder fans will probably know their way around your venue, new or visiting fans need guidance. Digital signage is your best, most flexible option for wayfinding.

Flexibility

One of the reasons digital signs are appealing for wayfinding is the flexibility they offer. For example, suppose a section of your venue is closed off for repairs or maintenance. In that case, digital directional signs allow you to change a route or direct people to another part of your venue.

Wait Times

No one likes waiting, but waiting is inevitable when you gather with 30,000 other people to watch a game. Digital signs can help alleviate fans' frustration when waiting by displaying wait times for the lines at concession stands or washrooms and offering direction to less congested, similar areas.

Interactive Wayfinding

Create an interactive kiosk that allows fans to enter their seat number and view directions to their seat. Provide a menu of options that guide them to interest points like washrooms, restaurants and stores, and exits.

Flexible Signage to Meet Your Situation

Digital signs offer flexibility to adapt to scenarios in your facility, whether due to crowd control, facility repair or maintenance, or security.



FOOD & BEVERAGE

Use digital signage to increase sales and enhance the fan experience.

Digital Signs for Food Service

Buy me some peanuts and cracker jacks...eating during a live game is something every fan enjoys and has always been a big part of the game-day experience. So how can digital signage help increase concession sales and enhance the fan experience?

Upselling

Use digital menus to upsell food and beverage sales. Prominently display the product you want to sell, displaying lower-priced items less prominently. Highlight game-day and limited-time specials with team branding to connect with fans. Incorporate videos of menu items to entice buyers.

Concessions

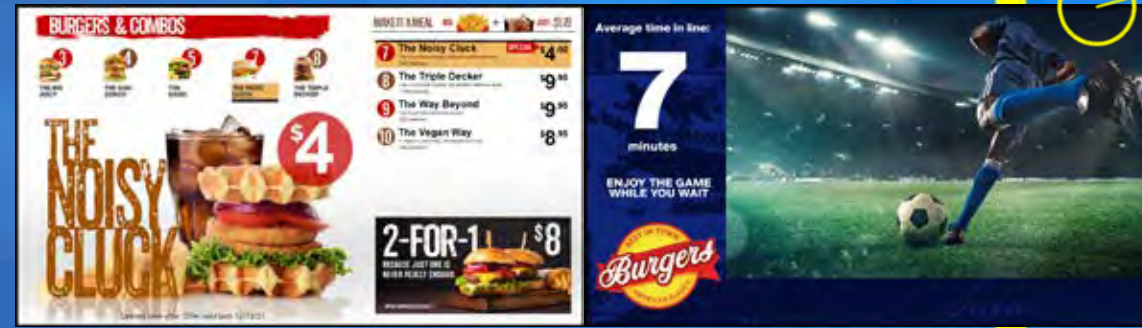
Offering your vendor partners digital signs to manage their menu and promote game-day specials is a great way to help increase sales. Digital menus allow concession partners to change menus on the fly or offer on-the-spot promotions for a limited time.

Smartphone Ordering

Imagine if fans can pull out their phone, view the concession stands closest to their seat, place and pay for an order, and have it delivered to their seat? Then, they'd never have to stand in line or miss a moment of the game.

Make Smartphones Part of your Plan

Make menus and promotions at concession stands accessible by phone.



Game On!

Fans are more likely to step out and buy something if they know they won't miss any action on the field. So incorporate a live feed at concession stands.



Branded Content

Brand special game-day deals with the team's branding to increase sales and enhance the immersive experience.

GAME TIME!

Scoreboards and digital banners add to the experience and involve fans in the game.

Jumbotron, Scoreboards, Banners and more...

From jumbotrons and scoreboards to animated banners and screens, digital signs around the playing field enhance the atmosphere and make fans feel like part of the game. Informative and engaging, digital signs are a necessary part of an entertainment venue.

Jumbotrons and Scoreboards

Jumbotrons are becoming bigger and better in stadiums across the country, offering fans in stadium better visibility to the plays on the field.



MAKE SOME NOISE!

GIVE NO QUARTER

MAKE SOME NOISE!

GIVE NO QUARTER

MAKE SOME

Banner Stadium Signs

Use banners around the playing field and through stands to engage fans and add to the excitement of the game.

MAKE SOME NOISE!

GIVE NO QUARTER

MAKE SOME NOISE!

GIVE NO QUARTER

MAKE SOME



TEAM STORES

Highlight Products

Digital signs allow you to easily promote and highlight new and exclusive products for sale at your team store. Highlight multiple products through a playlist, or schedule specific products to appear before, during, and after game time.

Digital Fan Associates

Create digital fan associates with interactive kiosks. Adding an interactive kiosk into your team store enables fans to search for desired items, browse your store's inventory, check for sizes and colors, even pay for their items.

Experiential Design

Incorporate digital signs, video walls, and kiosks into your store design and fans will love being there.

Video Walls

Video walls are a great way to build excitement and add energy to your team store.

Digital Store Associates

Tie interactive kiosks into your inventory and purchasing systems and you have a new digital employee ready to serve fans. Kiosks can highlight new products and promotions when not assisting fans.



LOCKER ROOMS

Locker rooms of the future require digital signs.

Communicate Team Events & Schedules

Use digital signs around the locker room to communicate upcoming team events & schedules.

NEXT GAME:
@DENVER
Sunday, September 24th

Bus leaves stadium
for OVX at 10:00 a.m. on
Friday, September 22.
Charter departs OVX
at 1:45 p.m.

INTELLIGENCE
ENDURANCE
AGILITY
DRIVE



PLAY HARD, EVERY POSSESSION.

Digital signs improve the aesthetic of locker rooms and are a great way to energize players for the game and help manage the logistics of running a professional team.

Locker Signs

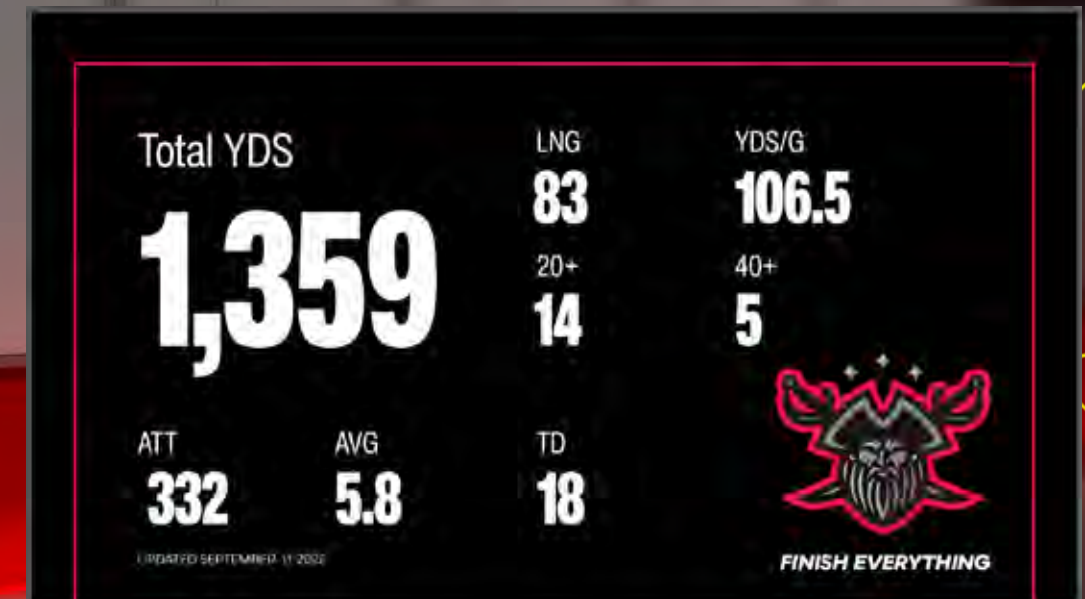
Identify each player's locker with a digital sign. Display a photo of the player, their name, position, and number. Include player stats that can update as the season progresses. Group special teams and positions together with targeted messaging. Make changes on the fly as needed.

Schedules

Use digital signs to display schedules for practices, team meetings, the next game, future games, and messages from administrative and coaching staff.

The New Locker Room

Digital signs above lockers are quickly becoming the new norm in arenas and stadiums. Identify player lockers and motivate players with stats and goals.



EMERGENCY NOTIFICATIONS

Keep Fans Safe and Informed During an Emergency

Digital signs provide a way to get real-time alerts and information to fans during an emergency. Combine existing audio alarms with visual emergency notifications to improve your disaster preparedness and safety plans.

Emergency Screens

Tie into existing emergency systems for automatic emergency messaging on displays.



Tailor Emergency Messages by Location

Customize emergency screens by location in facility, providing location-specific directions.

EMERGENCY

An emergency alarm has been triggered on level 3. Please proceed calmly to the nearest exit.

NEAREST EXIT:

Take stairs to Level 1.

Follow arrows to exit.




LEVEL 2

Provide Information & Instructions

Emergency screens can provide simple instructions and directions on the route to safety.



STADIUMS,
ARENAS &
ENTERTAINMENT
VENUES



ONE PLATFORM, ENDLESS APPLICATIONS.

*For more information, or to
arrange a demo, please contact:*

Damilare Adeola

Office: 1-(905) 695-8731

Mobile: 1-(416) 899-3541

e-mail: dadeola@omnivex.com

www.omnivex.com

**YOUR VENUE
+ OMNIVEX**

**BETTER
RESULTS.**



STADIUMS,
ARENAS &
ENTERTAINMENT
VENUES